

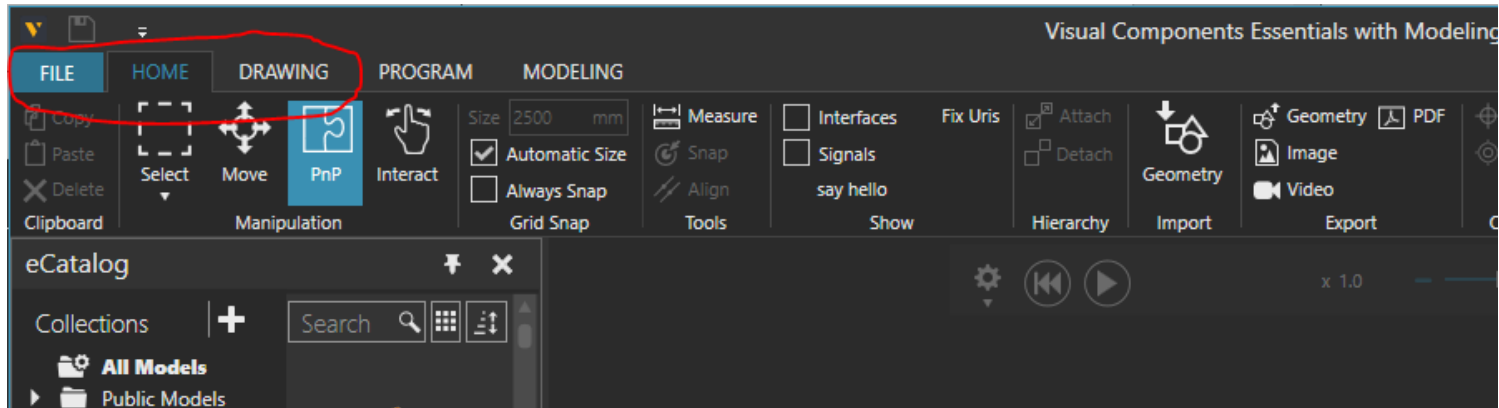
LAYOUT CONFIGURATION

Visual Components Essentials 4.0



AGENDA

- Backstage (File)
- Home – tab
- Drawing – tab



SETTINGS

- Language
- Theme
- Background coloring
- Floor
- World Origin

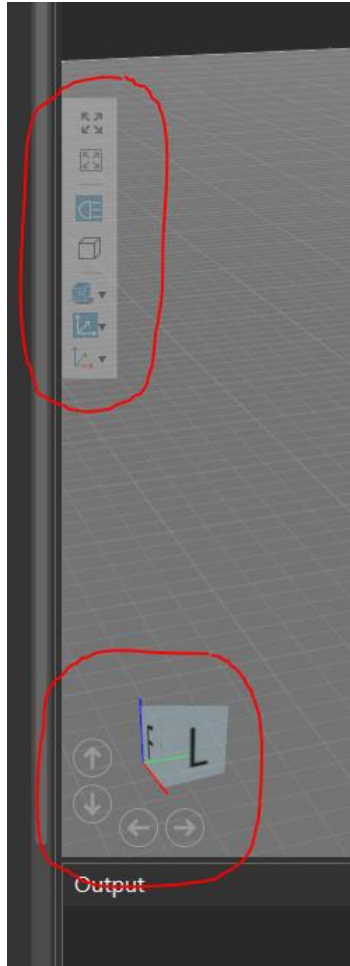


NAVIGATING THE 3D WORLD

- Orbit: Right mouse button (RMB) + drag mouse
- Pan: LMB + RMB + drag
- Zoom: Scroll wheel Up/Down
Option 2 for Zoom: Shift + RMB + drag up/down
- Set Center In 3D View: Ctrl + RMB click
Note: click on the 3d model, doesn't center if the floor or sky is clicked
Note2: Shift + RMB click works too



3D CONTROLS



- 3D Tool box
- Standard view controls



BASIC MODES

- Select
- PnP (plug'n'play)
- Move
- Interact



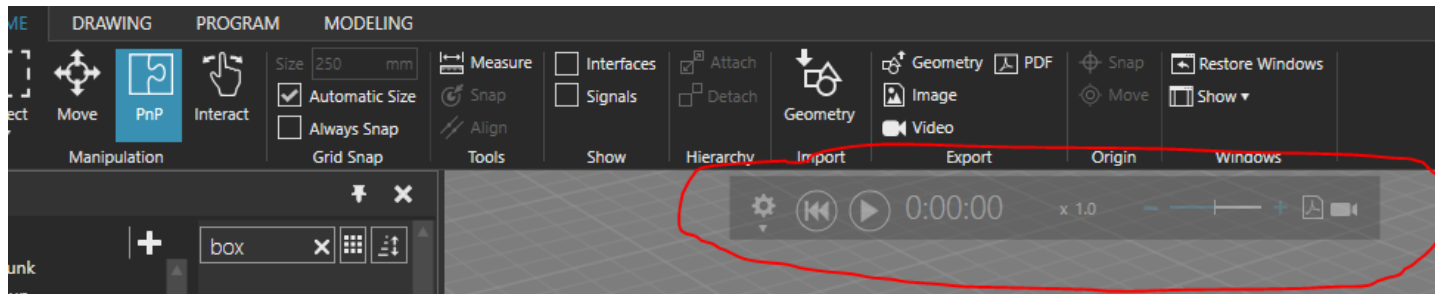
BASIC COMMANDS

- **Measure**
- **Snap** (shortcut: pink donut in move mode)
- **Align** (shortcut: hold down shift and wiggle mouse)



LAYOUT CONFIGURING

- Examples in this webinar:
 - Feeders
 - Conveyors
 - Machine Tending
- Simulation controls



EXPORTING

- Image
- 3D PDF
- 2D Drawing
- Video

